

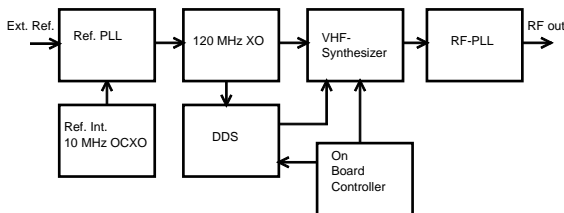
Features

- excellent phase noise
- fast switching time < 10 ms
- high spurious suppression
- step size below 0.1 Hz
- output power 13 dBm

Typical Applications

This universal synthesizer can be used as a high quality local oscillator for above satellite bands and radio links.

Functional Diagramm



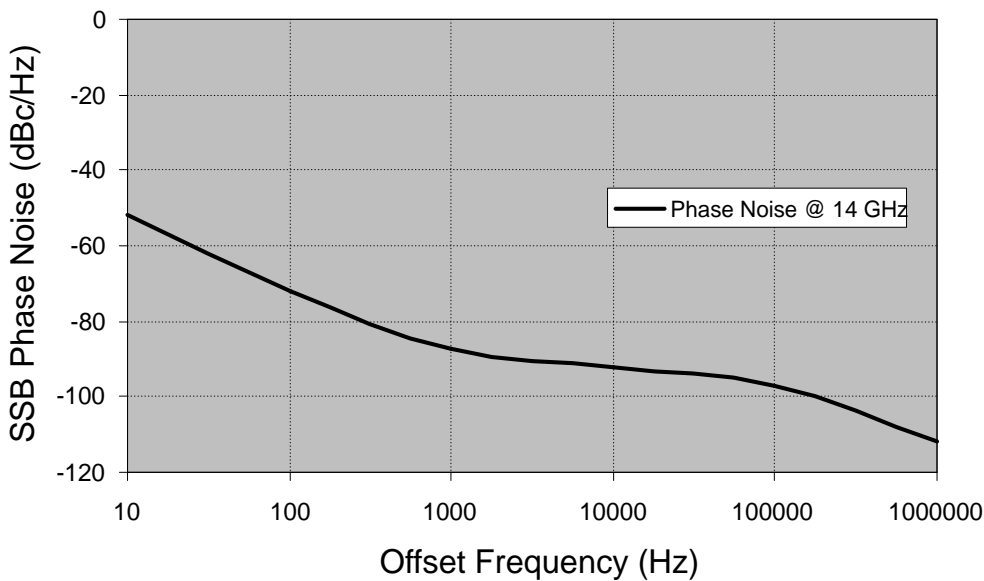
General Description

This oscillator is a member of a synthesizer family which covers typical microwave applications as for example satellite communication, radio links etc.

Customized Products

For other frequencies or different specifications, please contact factory.

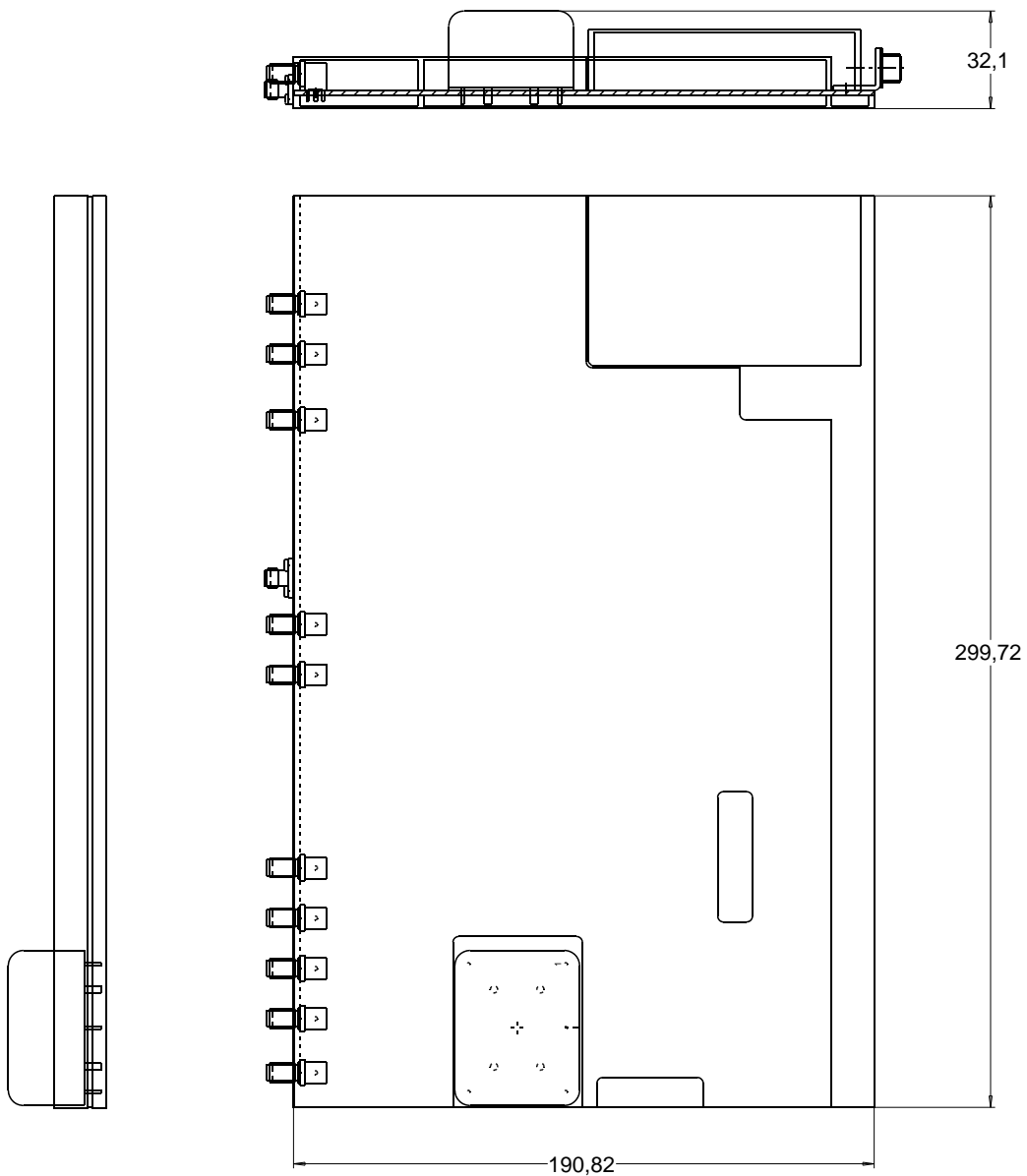
Typical SSB Phase Noise



Electrical Specifications

Frequency Range	13000 MHz .. 14500 MHz
Frequency Stability	< 2 ppm (<0.02 ppm option OCXO)
Synthesizer Resolution	< 0. 1 Hz
Switching Speed	< 10 ms
Phase Noise @ 10 GHz	-51 dBc/Hz @ 10 Hz -71 dBc/Hz @ 100 Hz -86 dBc/Hz @ 1 kHz -91 dBc/Hz @ 10 kHz -96 dBc/Hz @ 100 kHz -114 dBc/Hz @ 1 MHz
Spurious	< -70 dBc @
Harmonics	< -35 dBc
Output Impedance	50 Ohm
Output Level	+13 ± 2 dBm optional -10 .. 13 dBm, 0.1 dB steps
Internal Reference	10 MHz / 120 MHz
Reference Output	10 MHz 0 ± 3 dBm
Reference Input	10 MHz, -15 .. 15 dBm Modes: Internal, External and Auto
Interfaces	RS232, RS485 up to 38400 baud
Command Language	Mnemonics like "FOUT 2000 MHZ"
Temperature Range	-30 .. 70°C
Dimensions:	300 x 190 x 35 mm ³ + connectors
ON Board SMPS	24 V, ca. 700 mA
Connectors	RF SMA female DC D-Sub 25 pins male Interface D-Sub 9 pins male

Outline Drawing



Notes: