

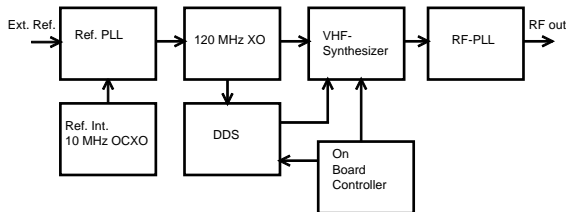
**Features**

- excellent phase noise
- fast switching time < 10 ms
- high spurious suppression
- step size below 0.1 Hz
- output power 13 dBm

**Typical Applications**

This universal synthesizer can be used as a high quality local oscillator for above satellite bands and radio links.

**Functional Diagramm**



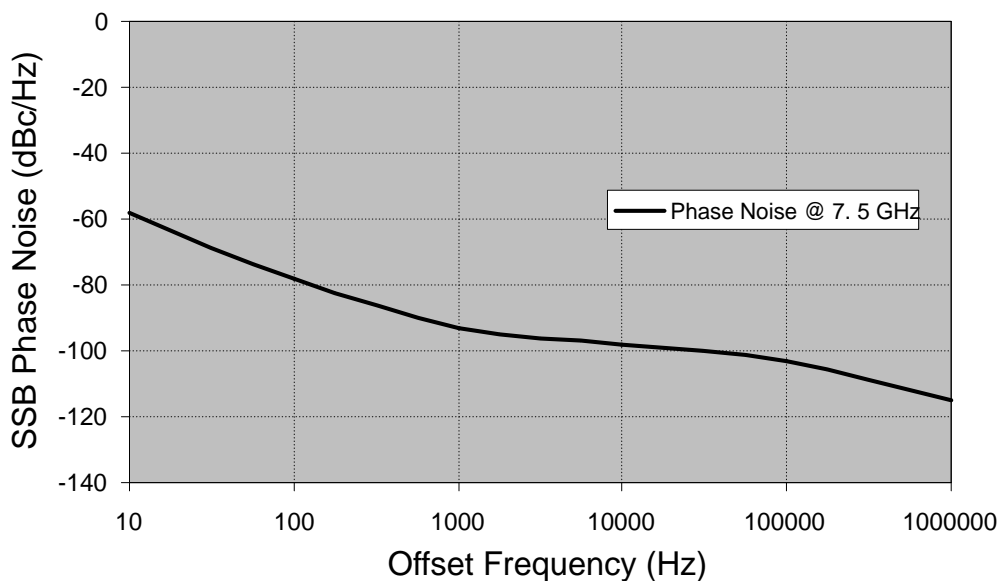
**General Description**

This oscillator is a member of a synthesizer family which covers typical microwave applications as for example satellite communication, radio links etc.

**Customized Products**

For other frequencies or different specifications, please contact factory.

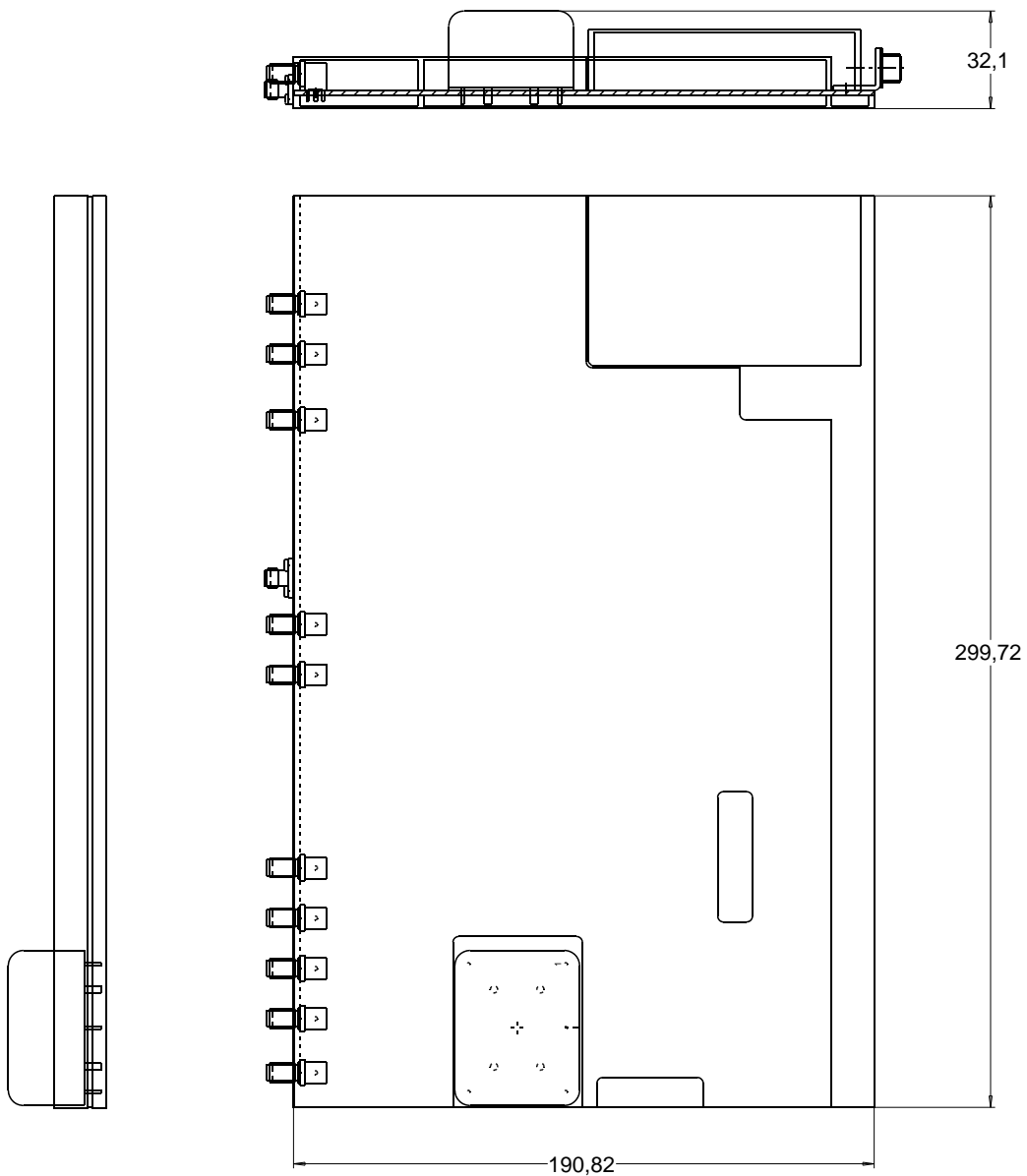
**Typical SSB Phase Noise**



**Electrical Specifications**

Frequency Range	7250 MHz .. 77500 MHz
Frequency Stability	< 2 ppm (<0.02 ppm option OCXO)
Synthesizer Resolution	< 0.1 Hz
Switching Speed	< 10 ms
Phase Noise @ 10 GHz	-58 dBc/Hz @ 10 Hz -78 dBc/Hz @ 100 Hz -93 dBc/Hz @ 1 kHz -98 dBc/Hz @ 10 kHz -103 dBc/Hz @ 100 kHz -115 dBc/Hz @ 1 MHz
Spurious	< -70 dBc @
Harmonics	< -35 dBc
Output Impedance	50 Ohm
Output Level	+13 ± 2 dBm optional -10 .. 13 dBm, 0.1 dB steps
Internal Reference	10 MHz / 120 MHz
Reference Output	10 MHz 0 ± 3 dBm
Reference Input	10 MHz, -15 .. 15 dBm Modes: Internal, External and Auto
Interfaces	RS232, RS485 up to 38400 baud
Command Language	Mnemonics like "FOUT 2000 MHZ"
Temperature Range	-30 .. 70°C
Dimensions:	300 x 190 x 35 mm <sup>3</sup> + connectors
ON Board SMPS	24 V, ca. 700 mA
Connectors	RF SMA female DC D-Sub 25 pins male Interface D-Sub 9 pins male

**Outline Drawing**



**Notes:**